District A 16

As of May 2026 Cumulative

Year	New Clubs	Dropped Clubs	Gain/ Loss Clubs	New Members	Charter Members	Reinstate Members	Transfer Members	Total Member Added	Total Members Dropped	Gain/ Loss Members
2021-2022	0	0	0	90	3	9	9	111	167	-56
2022-2023	3	4	-1	136	71	10	18	235	176	59
2023-2024	1	1	0	129	23	10	8	170	164	6
2024-2025	2	0	2	150	48	16	6	220	156	64
2025-2026	0	1	-1	100	0	17	5	122	122	0
Average	**1**	**1**	**0**	**121**	**29**	**12**	**9**	**172**	**157**	**15**

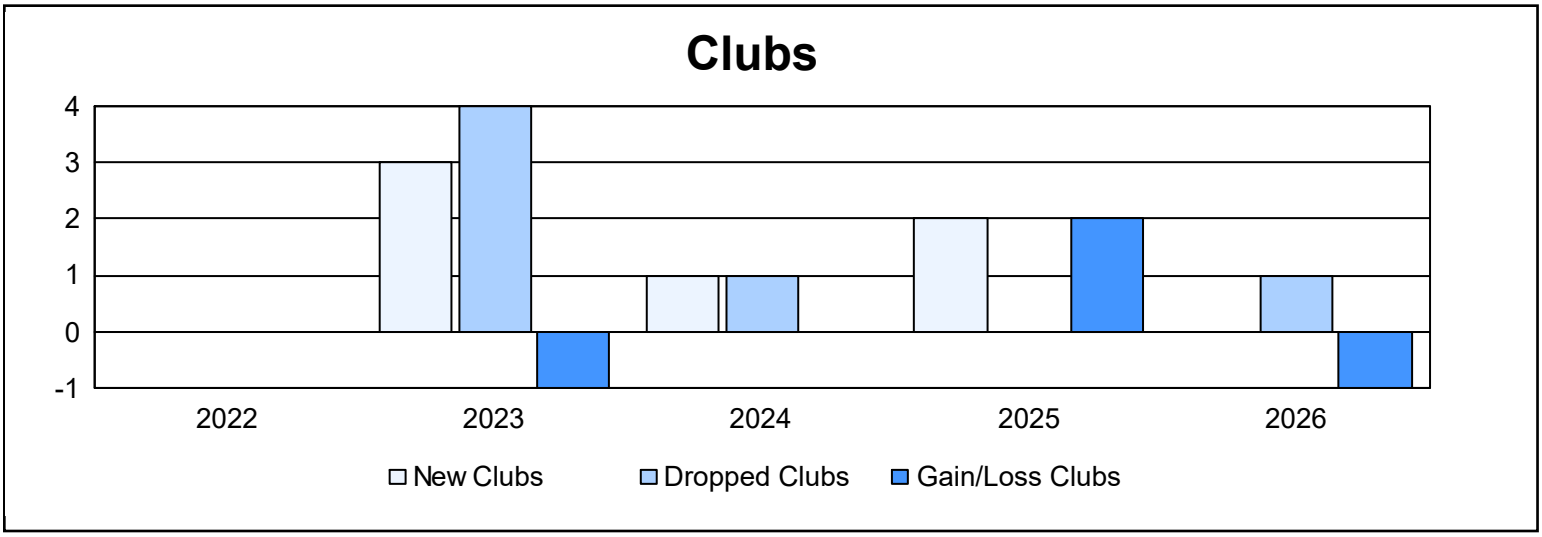

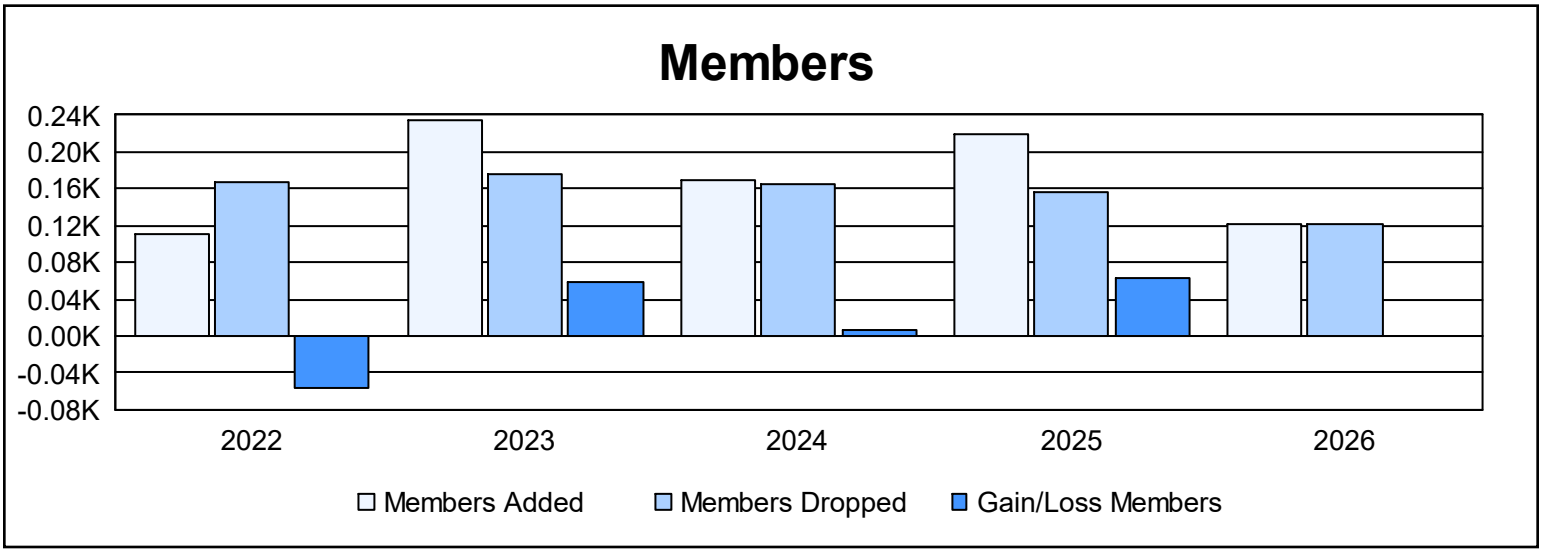

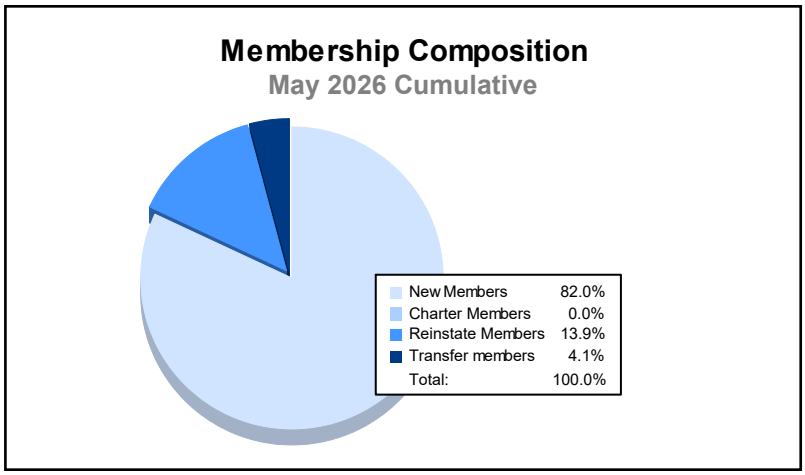
Membership Composition
May 2026 Cumulative
New Members 82.0%
Charter Members 0.0%
Reinstate Members 13.9%
Transfer members 4.1%
Total: 100.0%

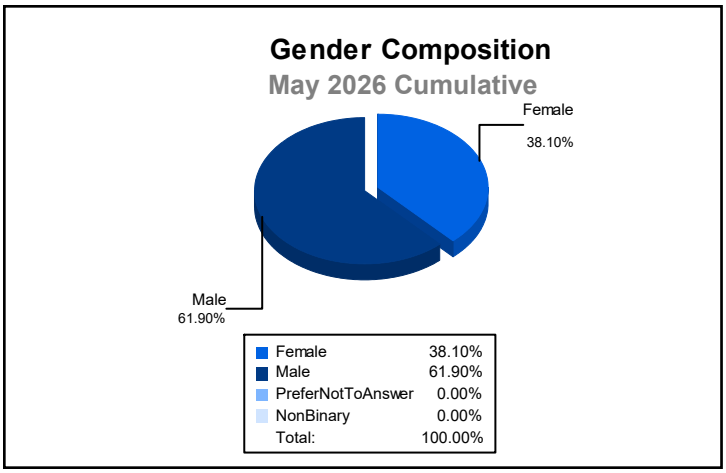
Gender Composition
May 2026 Cumulative
Female
38.10%
Male
61.90%
Female 38.10%
Male 61.90%
PreferNotToAnswer 0.00%
NonBinary 0.00%
Total: 100.00%